

Milesight 24-Port PoE Switch



1/4

FEATURES

PORTS

Provide up to 24*10/100Mbps PoE ports, 2*1000Mbps uplink ports and 2*SFP uplink ports

POE PROTOCOL

IEEE 802.3af and IEEE 802.3at Power over Ethernet (PoE) compliant

TOTAL POE POWER

Power budget of 400W and 30W for all PoE ports and single ports respectively

SELF-ADAPTATION PORT

RJ45 port supports 10/100 Mbps Auto MDI/MDIX

● EXTEND MODE

Extend PoE up to 250m on one single cable

● WIDE APPLICATION

Available for wireless AP and network camera through CAT 5 cable

● SURGE PROTECTION

Protect the device from lightning surges and other electrical hazards

● CONSIDERATE DESIGN

Exquisite mini size with fanless design

EASY TO USE

Easily understandable working status, simple and convenient functions with no configuration



Milesight 24-Port PoE Switch

SPECIFICATIONS

Video/Audio Input

Model	MS-S0224-GL	MS-S0424-GF
Ports	24X10/100Mbps PoE ports (RJ45) + 2X1000Mbps uplink ports	24X10/100Mbps PoE ports (RJ45)+ 2X1000Mbps uplink ports + 2X1000Mbps SFP ports
Standard	IEEE802.3 10Base-T IEEE802.3i 10Base-T IEEE802.3u 100Base-TX IEEE802.3ab 1000Base-T IEEE802.3x	IEEE802.3 10Base-T IEEE802.3i 10Base-T IEEE802.3u 100Base-TX IEEE802.3ab 1000Base-T IEEE802.3z 1000Base-T IEEE802.3x
Switching Capacity	14.8Gbps (non-blocking)	
Packet Forwarding Rate @64byte	6.55Mpps	
Packet Forwarding Cache	4M	
MAC	16K	
Power Supply	Built-in switching power supply AC 100~240V, 50-60Hz, 5A	
PoE Standard	IEEE802.3af/at	
Max PoE Power	Max. capacity: 400W Max. capacity for single port: 30W	
Functional Switch	<i>Standard Mode: Port 1~24: 10/100Mbps auto-sensing @100 meters & Port 25~26: 1000Mbps @100 meters Extend Mode: Port 1~16: 10/100Mbps auto-sensing @100 meters & Port 17~24: 10Mbps @250 meters & Port 25~26: 1000Mbps @100 meters Note: When the switch status changes, PoE switch must be restarted for the switch function to take effect.</i>	<i>Port 1~24: 10/100Mbps auto- sensing@100meters& Port 25~26: 1000Mbps @100meters& Port 27~28: 1000Mbps</i>
Indicator	Power Indicator: PWR (green) Network Indicator: Link (yellow) PoE Working Indicator: PoE (green) Functional Switch Indicator: EXTEND (green)	Power Indicator: PWR(green) Network Indicator: Link (yellow) PoE Working Indicator: PoE(green)
Cooling Fan	1	

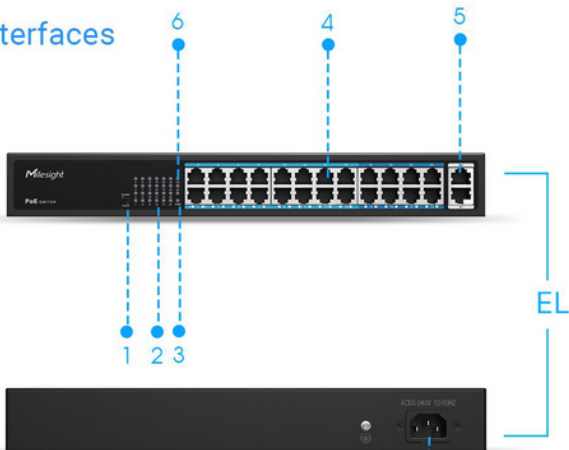


Milesight 24-Port PoE Switch


Operating Temperature	-20°C~55°C	
Storing Temperature	-40°C~75°C	
Operating/Storage Humidity	10%~ 90%RH (non-condensing)	5%~ 90%RH (non-condensing)
Lightning Protection/Protection Level	Port lightning protection: 4KV 8/20us Protection level: IP30	
Dimensions	329.8mm(W)X204mm(D)X44mm(H)	440mm(W)X225mm(D)X44mm(H)
Weight	2.2kg	4.5kg
Installation method	Desktop Mounted Type/Wall Mounted Type	
Warranty	2 Years	

INTERFACES

Interfaces



1. Standard Mode/Extend Mode
2. PoE Working Indicator
3. Power Indicator
4. PoE Ports
5. Gigabit Uplink Ports
6. Network Indicator
7. Power Port

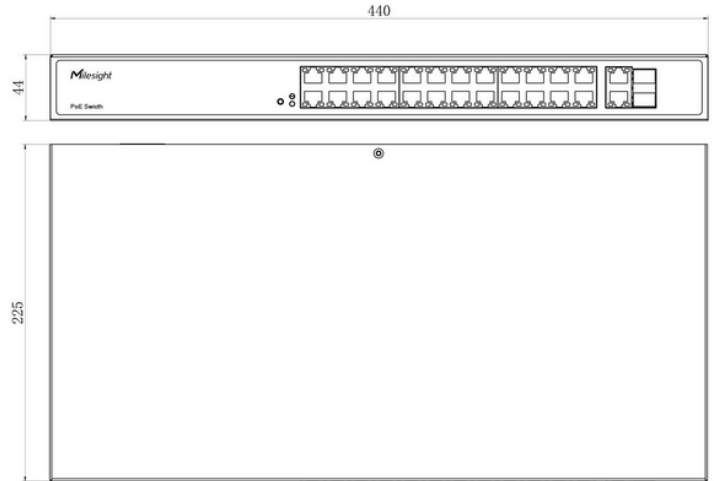



1. Power Indicator
2. PoE Ports
3. Gigabit Uplink Ports
4. SFP Uplink Ports
5. PoE Working Indicator
6. Network Indicator
7. Power Port



Milesight 24-Port PoE Switch

STRUCTURE DIAGRAMS(MM)



NAMING CONVENTION

4/4

MS-S

02/04

02 - 2*Uplink Ports
04 - 4*Uplink Ports

24-

24 - 24*PoE Ports

G

G - Gigabit Uplink Port

L/F

L - Extend Mode
F - Optical Fiber Port (SFP)

017-758 6900

C-8-2, Blok C, Setia Walk, Persiaran Wawasan,
Pusat Bandar Puchong, 47160 Puchong, Selangor,
Malaysia.

info@secuenter.com.my

https://www.secuenter.com.my